

Cables

Contact the factory for additional cable lengths

Cables for Single Axis Accelerometers



- 003A10**
- Connecting cable
 - Low-noise, coaxial Teflon®
 - 10-ft, 10-32 plug to 10-32 plug



- 003M269/010**
- Connecting cable
 - Low-noise, coaxial Teflon®
 - 10-ft, 10-32 plug to BNC plug



- 003M208**
- Connecting cable
 - Low noise coaxial, Teflon®
 - 10-ft, 5-44 plug to 10-32 plug



- 003M252**
- Low-noise coaxial, Teflon®
 - 2-meter, 2-socket MS3106 to BNC plug
 - For 2-pin MIL connectors



- 003M204**
- Low-noise coaxial, Teflon®
 - 5-ft, 2-socket MS3106 to pigtails
 - For 2-pin MIL connectors



- 030A10**
- Connecting cable
 - Low-noise, coaxial Teflon®
 - 10-ft, 3-56 plug to 10-32 plug



- 030B10**
- Connecting cable
 - Low-noise coaxial, Teflon®
 - 10-ft, M3 plug to 10-32 jack



- 030EK010PH**
- Connecting cable
 - Low-noise, coaxial Teflon®
 - 10-ft, 3-56 plug to 10-32 jack

Cables for Triaxial Accelerometers




- 034M22**
- Sensor connecting cable
 - 4-conductor shielded, Teflon®
 - 20-ft, 4-pin 1/4-28 plug to (3) BNC plugs



- 034M51**
- Extension cable
 - 4-conductor shielded, Teflon®
 - 40 ft, 4-pin 1/4-28 plug to 4-pin 1/4-28 plug



- 010M128/040**
- Extension cable
 - 4-conductor shielded, Teflon®
 - 40-ft, 4-pin 1/4-28 plug to 4-pin 1/4-28 jack



- 034M21**
- Sensor connecting cable
 - 4-conductor shielded, Teflon®
 - 20-ft, mini 4-pin 3-36 plug to (3) BNC plugs



3425 Walden Avenue, Depew, NY 14043-2495 USA

Toll-Free in USA 866-816-8892

24-hour SensorLineSM 716-684-0001

Fax 716-684-0987 E-mail aerosales@pcb.com

Web Site www.pcb.com

AS9100 CERTIFIED ■ ISO 9001 CERTIFIED ■ A2LA ACCREDITED to ISO 17025

© 2012 PCB Group, Inc. In the interest of constant product improvement, specifications are subject to change without notice. PCB, ICP, Modally Tuned, Spindler, Swiveler and TORKDISC are registered trademarks of PCB Group. All other trademarks are property of their respective owners. SoundTrack LXT, Spark and Blaze are registered trademarks of PCB Piezotronics. SensorLine is a service mark of PCB Group. All other trademarks are properties of their respective owners.

AD-LOW-OUTGASSING-0112

Printed in U.S.A.

The **Aerospace & Defense** division of PCB Piezotronics serves the Turbine Engine, Helicopter Health and Usage Monitoring (HUMS), Ground Vibration Test, Flight Test, Wind Tunnel Test, Fuze/Safe and Arm, Spacecraft and Aerospace Systems design and development communities with sensors and associated signal conditioning for measurement of acceleration (vibration, shock and rigid body); acoustics; pressure; force; strain; and torque. Sensor technologies employed include piezoelectric, piezoresistive (both strain gauge and MEMS) and variable capacitive (both MEMS and microphone). Manufacturing operations are certified to AS9100:2004 and ISO 9001:2000, with calibration procedures accredited by A2LA to ISO 17025. Products can be manufactured to meet specific aerospace environmental standards, with program design requirements to meet RTCA-DO-160 and MIL-STD-810, and low outgassing designs available for specific applications.

Visit www.pcb.com to locate your nearest sales office



Low Outgassing Accelerometers and Cables for Thermal Vacuum Vibration Testing

Exposure to the high vacuum level of a space environment induces material outgassing in ordinary accelerometers and cables. Any substance subjected to a vacuum has the potential to release trapped gasses. Contaminants from outgassing can condense onto nearby surfaces such as photo-optic devices and obscure them, rendering them useless during their intended application.

During random vibration or shock testing prior to flight, space craft payloads are often fitted with accelerometers in hard to reach mounting locations. As the space structure is built up around them, it can become impossible to remove the accelerometers. Sensors installed for ground vibration testing (GVT) must therefore remain on the structure even if they are no longer needed for testing purposes.

Many hermetic accelerometer designs naturally have low outgassing qualities. Cables with rubberized boots or shrink tubing typically do not have low outgassing qualities. For all non-metallic materials outside of a hermetic package required for an application in a vacuum environment, PCB® verifies that the material has less than or equal to 1% TML (total mass loss) and a CVCM (collected volatile condensable mass) less than or equal to 0.1%. This is verified either using NASA documentation or test results from an outside laboratory.

Leak testing on hermetic sensors can be performed. PCB® incorporates two levels of testing dependent on the required level of hermeticity documentation.

Stage 1 – A gross bubble test is provided on all hermetic accelerometers. The test verifies $<1 \times 10^{-3}$ cc/sec flow. This is a quick bubble-out test with a heated fluid. The heated fluid causes any internal gasses to bubble out and be visible during the test. Refer to Figure 1 for a schematic of the heated bubble test.

Stage 2 – A fine helium test uses a helium tank to pressurize the sensors. Refer to Figure 2 for a schematic of the Helium tank test set up. The fine leak test is a vacuum test, where the Helium tank is pressurized to 300 psi for a minimum of 30 minutes. A mass spectrometer vacuum leak detector then verifies a leak flow rate of $<2 \times 10^{-8}$ cc/sec.

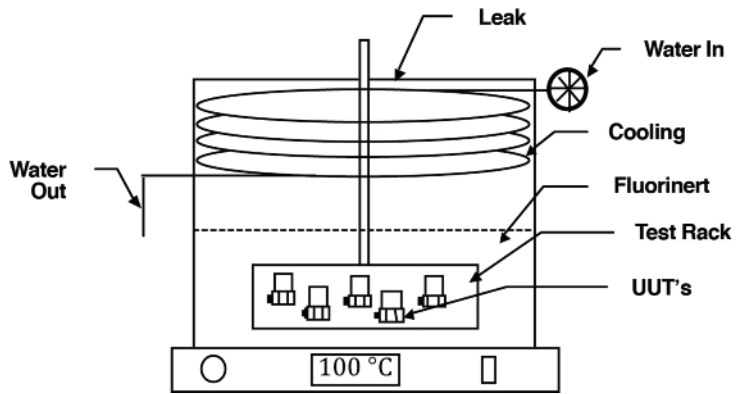


Figure 1
Heated Bubble Test Set-up

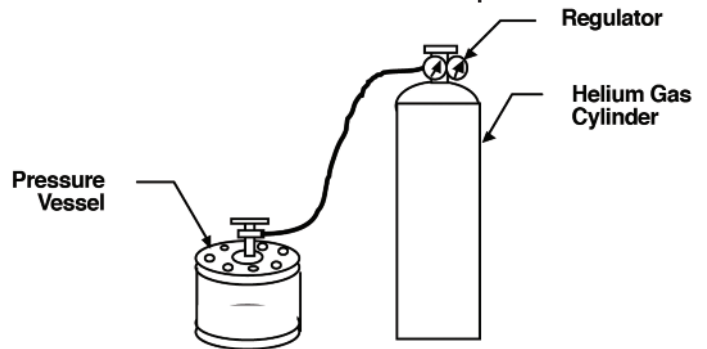


Figure 2
Helium Tank Test Set-up

Four basic categories: miniature, triaxial, shock, and high-temperature. Popular models from PCB® are shown below, but are certainly not limited to the designs shown.

Accelerometers

Triaxial



356M208

- Sensitivity 5 mV/g
- Measurement Range $\pm 1,000$ g pk
- Frequency 2 to 8k Hz
- Weight 1.0 gm
- Hermetic 0.25 inch cube Titanium housing
- 5-ft integral cable
- 4-pin, 1/4-28 jack electrical termination
- 034M22 Low outgassing cable supplied



356M57

- Sensitivity 10 mV/g
- Measurement Range ± 500 g pk
- Frequency 2 to 7k Hz
- Weight 4.0 gm
- Hermetic 0.4 inch cube titanium housing
- 5-ft integral cable
- 4-pin, 1/4-28 jack electrical termination



354M56

- Sensitivity 10 mV/g
- Measurement Range ± 500 g pk
- Frequency 2 to 8k Hz
- Weight 5.0 gm
- Ground isolated
- Hermetic, titanium housing
- 5-ft Integral cable
- 4-pin, 1/4-28 jack electrical termination
- 034M22 Low outgassing cable supplied



356M132

- High sensitivity 500 mV/g
- Measurement Range ± 10 g pk
- Frequency 0.5 to 3k Hz
- Weight 11.8 gm
- Hermetic 0.55 inch cube titanium housing
- 4-pin, 1/4-28 jack electrical termination



356M98

- High sensitivity 1 V/g
- Measurement Range ± 5 g pk
- Frequency 2 to 3k Hz
- Mass 39.0 gm
- Hermetic 0.86 inch cube titanium housing
- 4-pin, 1/4-28 jack electrical termination



Mini-triaxial applications

Space craft structures are often made of thin, light-weight materials and require low mass accelerometers. Full-scale space craft random vibration responses are three-dimensional, so the combination of a triaxial, low-mass accelerometer with low outgassing properties is recommended. PCB® Model 356M208 meets this requirement with a low mass of one gram and low outgassing characteristics. It is supplied with a low outgassing cable Model 034M22. Figure 3 shows a unit in action.




Figure 3

PCB® Model 356M208 accelerometer & force sensors used during vibration testing of bracket assembly at Utah State Space Dynamics Lab

Shock applications

Separation of booster stages cause shock events that may be transmitted to the spacecraft payload. Low outgassing accelerometers such as PCB® Model 350M72 may be launched with the payload or used in vacuum chamber to simulate launch conditions.

Miniature and Hi-temp applications

Environmental stress screening is often performed in thermal vacuum chambers (see Figure 4) to verify operating characteristics at the component level rather than on a full-scale vehicle. PCB® Model 357A07 offers a hermetic, low-mass package with a wide operating temperature range from -100 to +500 °F (-73 to +260 °C) and is supplied with a low outgassing cable.




Figure 4

PCB® Model 357A07 shown in an environmental chamber

Circuit Manufacturing

Today's technology requires precision, micro-circuitry to be designed, tested, and manufactured in clean room environments. Equipment incorporated into these manufacturing processes often operate at very minimal vibration levels to ensure both accuracy of the circuit and accuracy of a finished circuits installation into another component. Surrounding structures and foundations are also monitored to ensure vibration is kept to a minimum. Low frequency, high output sensors with low out-gassing characteristics provide the necessary protection to prevent unwanted contamination from spreading into the clean-room environment while, at the same time, providing the tight tolerance monitoring required.

Cables

Ordinary output cables used for signal transmission are the greatest source of outgassing contamination. There are multiple cable options from PCB® and all materials are verified for TML and CVCM. Insulation and strain relief at each connector end are the largest contributors of outgassing contamination in cable design. Some examples of cables (shown on the back page of this brochure) use materials such as Viton® and Teflon®, which are known to have low TML and CVCM values.

Summary

In any application involving a vacuum environment, the important things to consider when selecting low outgassing accelerometers and cables are; welded hermetic housings, polymers and epoxies that have low TML and CVCM values, and finally, leak testing services for low outgas verification of accelerometers.

Shock



350M72

- Sensitivity 0.5 mV/g
- Measurement Range ± 10,000 g pk
- Frequency 0.4 to 10k Hz
- Electrical filter 13k Hz (-3 dB)
- Mechanical filter 23k Hz
- Hermetic, titanium housing
- 10-ft Integral cable
- 10-32 plug electrical termination

350M77

- Sensitivity 0.25 mV/g
- Measurement Range ± 20,000 g pk
- Frequency 1 to 15k Hz
- Electrical filter 23k Hz, -12 dB/octave
- Hermetic, stainless steel housing
- 10-32 jack electrical termination

Miniature Single Axis



352M208

- Sensitivity 10 mV/g
- Measurement Range ± 500 g pk
- Frequency 2 to 10k Hz
- Weight 0.7 gm
- Hermetic, titanium housing
- 10-ft integral cable
- 10-32 plug electrical termination

352M212

- Sensitivity 10 mV/g
- Measurement Range ± 500 g pk
- Frequency 2 to 10k Hz
- Weight 0.64 gm
- 10-ft integral cable
- Hermetic, titanium housing
- 10-32 plug electrical termination

High-temperature



357A07

- Charge sensitivity 1.7 pC/g
- Measurement Range ± 2,000 g pk
- Frequency 15k Hz
- Weight 0.96 gm
- High temperature 500° F (260° C)
- Hermetic, titanium housing
- M3 jack electrical termination

357A09

- Charge sensitivity 1.7 pC/g
- Measurement Range ± 2,000 g pk
- Frequency 10k Hz
- Weight 0.6 gm
- High temperature 350° F (177° C)
- Titanium housing
- 3-56 jack electrical termination